

EPX

Extreme Performance SD-WAN Platform

Base Chassis

EPX Main Chassis (EPX-M8)	
Router Throughput	30 Gbps
PepVPN / SpeedFusion Throughput*	No Encryption: 4 Gbps 256-bit AES: 2 Gbps
Recommended Users	5000-20000+
Max PepVPN/SpeedFusion Peers	4000
Power Input	AC Input 100V - 240V
Power Consumption	215 W*
Dimensions	18.9 x 21.7 x 3.6 inches 480 x 550 x 90 mm
Weight (No Modules)	31.3 pounds 14.2 kilograms
Operating Temperature	32° – 113°F (0° – 45°C)
Humidity	5% – 90% (non-condensing)
Certifications	FCC, IC, CE-RED EN 50155: Railway Applications EN 61373:1999 IEC 61373:1999 : Shock and Vibration Resistance EN 50121: Rolling Stock EMC, Signalling and Telecom Apparatus
Warranty	1-Year Limited Warranty

* 200W consumption for the main chassis,
15W consumption for the optional LCD module.



Ordering Information

Product Code	Description
EPX-M8	EPX Base Model, 1x LCD Module
EPX-M8-LW5C1F1	Wireless SD-WAN Powerhouse: EPX with LCD Module, 4x 10G SFP+, 8x GE and 15x LTE-A (Worldwide).
EPX-M8-LP5C1F1	Wireless SD-WAN Powerhouse: EPX with LCD Module, 4x 10G SFP+, 8x GE and 15x LTE-A (Asia Pacific).
EPX-M8-LW1C3F3	Wired SD-WAN Powerhouse: EPX with LCD Module, 12x 10G SFP+, 24x GE, and 3x LTE-A (Worldwide).
EPX-M8-LP1C3F3	Wired SD-WAN Powerhouse: EPX with LCD Module, 12x 10G SFP+, 24x GE, and 3x LTE-A (Asia Pacific).
EPX-M8-LW2C1F1	EPX with LCD Module, 4x 10G SFP+, 8x GE and 6x LTE-A (Worldwide).
EPX-M8-LP2C1F1	EPX with LCD Module, 4x 10G SFP+, 8x GE and 6x LTE-A (Asia Pacific).
EXM-LCDT	Expansion Module with 1TB SSD, Features Content Hub, Docker Support and LCD Controls (Replaces existing LCD module)
EPX-LC-MFA	License Key to enable MediaFast with Content Hub & Docker (requires own disk drive to mount to the LCD Module)

EPX

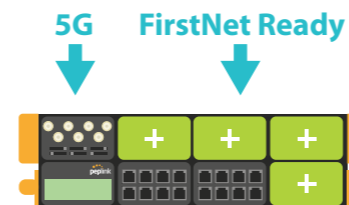
Extreme Performance SD-WAN Platform



Introducing the industry's highest performing SD-WAN platform. The EPX is a rapidly deployable, powerful, and versatile SD-WAN router that connects a wide range of WAN options from LTE-A, satellite modems, to fixed line networks. At a 19" 2U rack mountable form factor, it can combine up to 18x LTE-A connections for absolute connection reliability.



Need Ability to Scale Capacity With Demand?



Futureproof and Scalable

Purchase just the modules for the connectivity you need. When you need more in the future, you can expand anytime. When future technologies like 5G and FirstNet appear, we will have modules to connect with those as well.

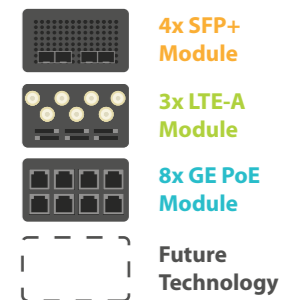
Need More Cellular Bandwidth?



Gigabit Bandwidth On-The-Go

In its cellular configuration, the EPX is the most powerful wireless SD-WAN router in the industry. It can combine the bandwidth of up to 18 connections, supporting 36 SIM cards and providing gigabits of bandwidth on-the-go.

Need Different Types of Connectivity?



Multiple Module Types

The EPX can support different technologies depending on which modules you purchase. Also, when 5G technology appears, there will be modules for it too, ensuring that your investment is future-proof.

FlexModule

Expansion Modules for EPX / SDX

Expansion Modules

3x LTE-A Module (EXM-3LTEA)

Interface	3x Embedded LTE-A Cellular Modems with Redundant SIM Slots
Antenna Connectors	6x SMA Cellular Antenna Connectors 1x SMA GPS Antenna Connector
Downlink/Uplink Datarate	300Mbps/50Mbps (CAT-6) 600Mbps/150Mbps (CAT-12)
Power Consumption	20W
Weight	0.83 pounds (375 grams)


3x LTE-A Module (EXM-3LTEA)



8x GE PoE+ Module (EXM-8C)

Interface	8x 10/100/1000M Ethernet Ports* Capable of PoE+
Power Consumption	15W (105W max. with PoE+ Output)
Weight	1.1 pounds (475 grams)

8x GE PoE+ Module (EXM-8C)



4x SFP+ Module (EXM-4F)

Interface	4x SFP+ Ports*
Power Consumption	11W
Weight	0.83 pounds (375 grams)

4x SFP+ Module (EXM-4F)



* Module can be configured with LAN or WAN ports as needed.

Ordering Information

Product Code	Description
EXM-3LTEA-W	Expansion Module with 3x LTEA (Americas/EMEA) (CAT-6) modems, compatible with EPX, SDX
EXM-3LTEA-P	Expansion Module with 3x LTEA (APAC) (CAT-6) modems, compatible with EPX, SDX
EXM-3LTEA-R	Expansion Module with 3x LTEA (FirstNet/CAT-12) modems, compatible with EPX, SDX
EXM-3LTEA-K	Expansion Module with 3x LTEA (CAT-12) modems, compatible with EPX, SDX
EXM-8C	Expansion Module with 8x GE PoE ports, compatible with EPX, SDX
EXM-4F	Expansion Module with 4x SFP+ ports, compatible with EPX, SDX

Bands

	Product Code	Carrier/Category	Embedded Modems	4G Bands	3G Bands
LTE-A	EXM-3LTEA-W	Worldwide / CAT-6	3	B1, B2, B3, B4, B5, B7, B8, B12, B13, B20, B25, B26, B29, B30, B41	B1, B2, B3, B4, B5, B8
	EXM-3LTEA-P	Asia Pacific / CAT-6	3	B1, B3, B5, B7, B8, B18, B19, B21, B28, B38, B39, B40, B41	B1, B5, B6, B8, B9, B19, B39
LTE-A Pro	EXM-3LTEA-R	America / FirstNet / CAT-12	3	B1, B2, B3, B4, B5, B7, B8, B9, B12, B13, B14, B18, B19, B20, B26, B29, B30, B32, B41, B42, B43, B46, B48, B66	B1, B2, B4, B5, B6, B8, B9, B19
	EXM-3LTEA-K	Global* / CAT-12	3	B1, B2, B3, B4, B5, B7, B8, B9, B12, B13, B18, B19, B20, B26, B28, B29, B30, B32, B41, B42, B43, B46, B48, B66	B1, B2, B4, B5, B6, B8, B9, B19

* China & HK TD LTE are excluded.

FlexModule

Expansion Modules for EPX / EPX Mini / SDX

CAT-18

Expansion Modules

2x LTE-A Module (EXM-2GLTE-G)

Interface	2x Embedded LTE-A Cellular Modems with Redundant SIM Slots
Antenna Connectors	8x SMA Cellular Antenna Connectors 1x SMA GPS Antenna Connector
Downlink/Uplink Datarate	1.2 Gbps/150 Mbps
Power Consumption	20W
Weight	0.83 pounds (375 grams)

2x LTE-A Module (EXM-2GLTE-G)



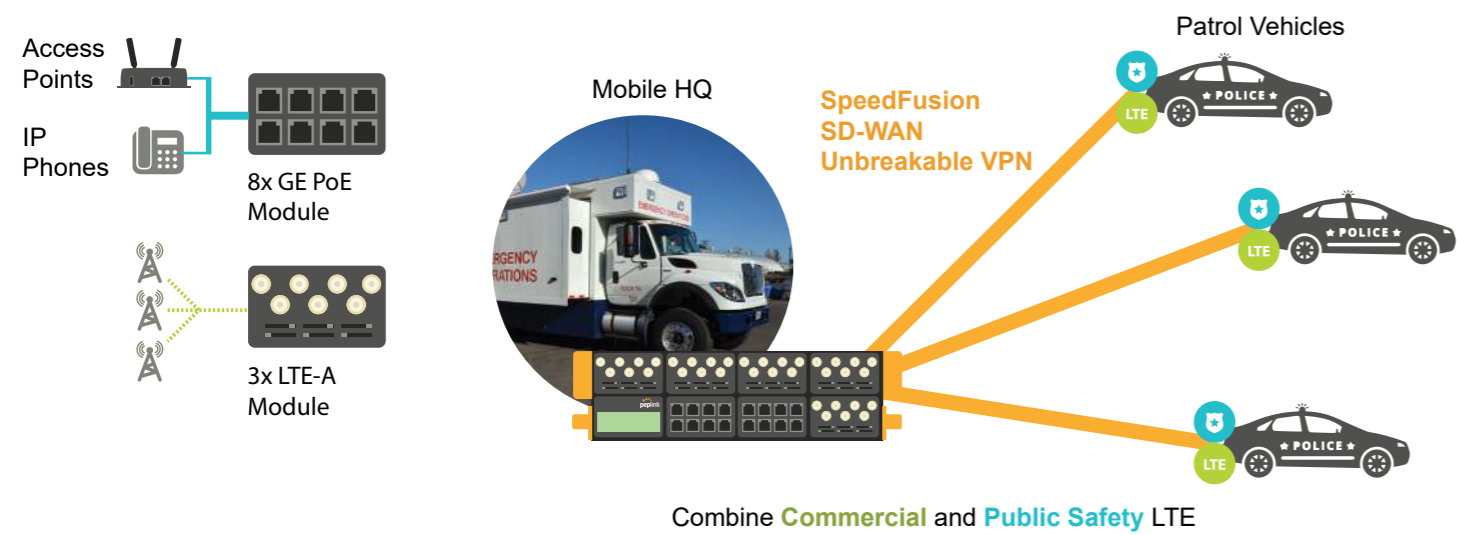
Ordering Information

Product Code	Description
EXM-2GLTE-G	Expansion Module with 2x LTEA (CAT 18) modems, compatible with EPX, SDX

Bands

	Product Code	Carrier/Category	Embedded Modems	4G Bands	3G Bands
LTE-A Pro	EXM-2GLTE-G	Global / CAT-18	2	B1, B3, B25(B2), B66(B4), B26(B5/B18/B19), B7, B8, B12(17), B13, B14, B20, B28, B29, B30, B32, B71, B38, B39, B40, B41, B42, B43, B46, B48	B1, B2, B4, B5(B19), B8

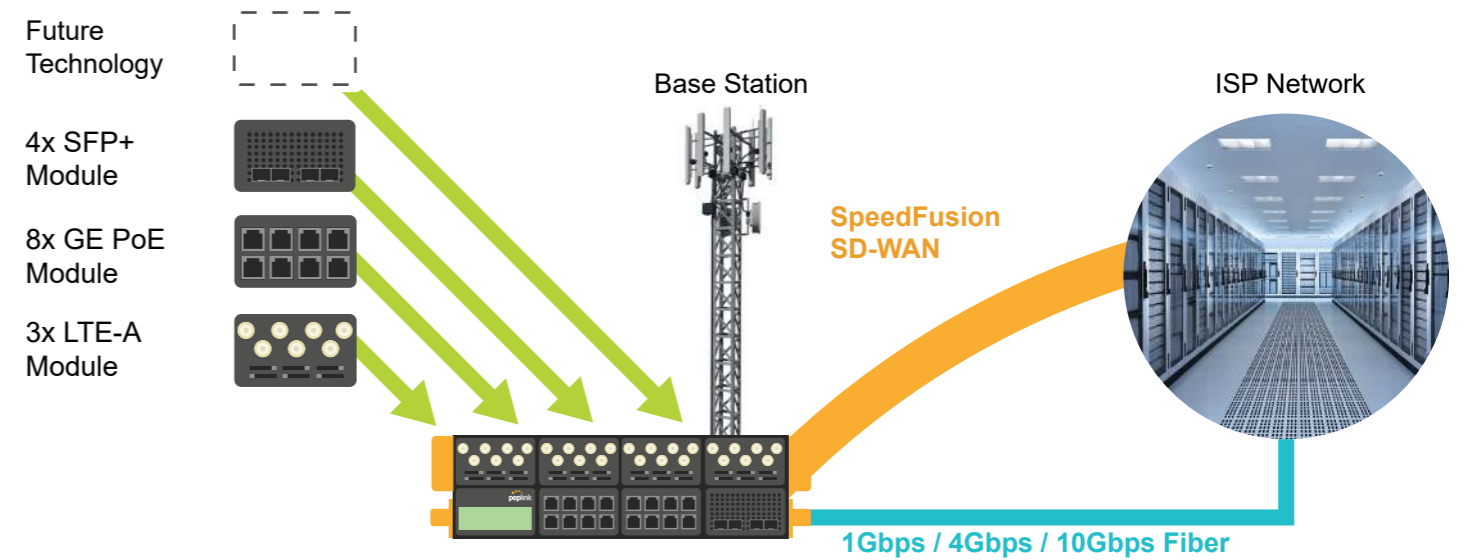
Rapidly Deployable, Scalable, Unbreakable Connectivity for Mobile Command.



Equipped with an EPX, mobile headquarters can combine private LTE, commercial LTE and satellite links to form a fast, unbreakable VPN connection to headquarters and to patrol vehicles. With this configuration, patrol vehicles benefit from increased

cellular coverage. Even if they are outside the range of one cellular provider, they will still be in within the range of others. In addition, each cellular modem supports 2 SIM cards, effectively doubling the number of providers supported.

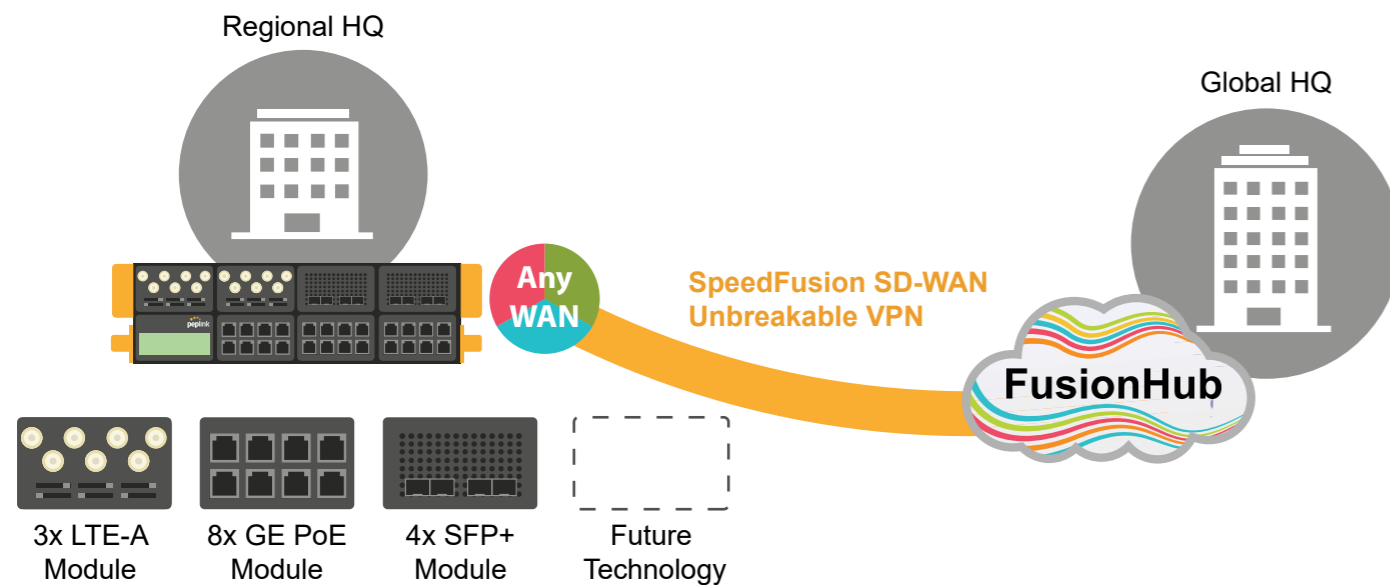
Add Flexible SD-WAN Backhaul to Any Network



Whether providing Internet service with a SLA, or building a video surveillance streaming network, ensuring service continuity is crucial. The EPX enables service providers to build

a flexible SD-WAN backhaul to the main network, incorporating as many Ethernet, Fiber, and cellular links as needed to provide fast and solid connectivity. What's more, Peplink's cloud-based management software provides you with complete visibility and control of WAN usage.

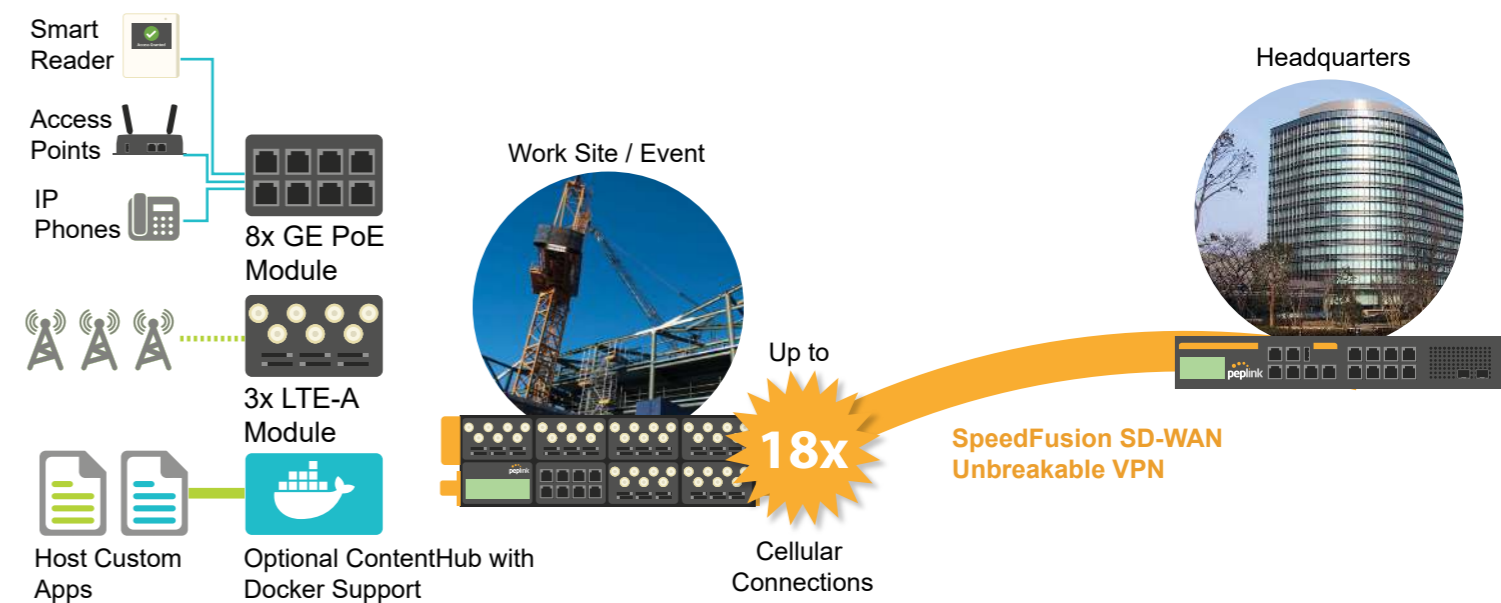
Futureproof, Scalable, Unbreakable Cellular Backup for Regional Offices.



With its modular construction, the EPX enables regional offices to add WAN connections of any type as they grow in size. With the ability to add cellular modules, the EPX also provides as much cellular connectivity as needed for

the company network to operate at full speed even if land lines lose connectivity. In the future when 5G gains popularity, there will be modules for it too. This makes the EPX futureproof for both bandwidth demand and for upcoming technology.

Instant Connectivity and Application Hosting for Work Sites and Events



Getting a connection to a work site or to an event normally involves building a landline, potentially taking months. With the EPX, temporary sites could get connected in minutes. The EPX can combine up to 18

cellular connections for high-definition video streaming and high-volume data transfers. The EPX can also host docker containers, giving you the ability to host your own custom apps onsite to simplify management.